

**2018 MUNICIPAL DATA SHEET**  
**(MUST ACCOMPANY 2018 BUDGET)**

MUNICIPALITY: Borough of Bloomingdale

COUNTY: Passaic

<u>Jonathan Dunleavy</u>	<u>12/31/2018</u>
Mayor's Name	Term Expires

Governing Body Members	
Name	Term Expires
<u>Anthony Costa, Council President</u>	<u>12/31/2019</u>
<u>Michael Sondermeyer</u>	<u>12/31/2018</u>
<u>John D'Amato</u>	<u>12/31/2020</u>
<u>Richard Dellaripa</u>	<u>12/31/2018</u>
<u>Dawn Hudson</u>	<u>12/31/2019</u>
<u>Ray Yazdi</u>	<u>12/31/2020</u>

Municipal Officials	
<u>Breeanna Calabro</u>	<u>1/2/2018</u>
Municipal Clerk	Date of Orig. Appt.
	<u>C-1908</u>
	Cert. No.
<u>Barbara Neinstedt</u>	<u>T8030</u>
Tax Collector	Cert. No.
<u>Donna M. Mollineaux</u>	<u>N0602</u>
Chief Financial Officer	Cert. No.
<u>Joseph J. Faccone</u>	<u>100</u>
Registered Municipal Accountant	Lic. No.
<u>Fred Semrau</u>	
Municipal Attorney	

Official Mailing Address of Municipality  
Borough of Bloomingdale  
101 Hamburg Turnpike  
Bloomingdale, NJ 07403

Fax #: (973) 838-5115

Please attach this to your 2018 Budget and Mail to:  
 Director, Division of Local Government Services  
 Department of Community Affairs  
 PO Box 803  
 Trenton, NJ 08625

<u>Division Use Only</u>
Municode: _____
Public Hearing Date: _____


2018  
MUNICIPAL BUDGET

Municipal Budget of the Borough of Bloomingdale, County of Passaic for the Fiscal Year 2018.

It is hereby certified that the Budget and Capital Budget annexed hereto and hereby made a part hereof is a true copy of the Budget and Capital Budget approved by resolution of the Governing Body on the


20th day of March, 2018  
and that public advertisement will be made in accordance with the provisions of N.J.S. 40A:4-6 and N.J.A.C. 5:30-4.4(d).

Certified by me, this 20th day of March, 2018

  
Breeanna Calabro, Clerk  
101 Hamburg Turnpike  
Address  
Bloomingdale, NJ 07403  
Address  
(973) 838-0778  
Phone Number

It is hereby certified that the approved Budget annexed hereto and hereby made a part is an exact copy of the original on file with the Clerk of the Governing Body, that all additions are correct, all statements contained herein are in proof and the total of anticipated revenues equals the total of appropriations.


Certified by me, this 20th day of March, 2018

  
Joseph J. Faccione, Registered Municipal Accountant #100  
550 Broad Street, Newark, New Jersey 07102  
Address

SAMUEL KLEIN AND COMPANY, CPA's  
Firm  
(973) 624-6100  
Phone Number

It is hereby certified that the approved Budget annexed hereto and hereby made a part is an exact copy of the original on file with the Clerk of the Governing Body, that all additions are correct, all statements contained herein are in proof, the total of anticipated revenues equals the total of appropriations and the budget is in full compliance with the Local Budget Law, N.J.S. 40A:4-1 et seq.

Certified by me, this 20th day of March, 2018

  
Donna M. Mollineaux, Chief Financial Officer

DO NOT USE THESE SPACES

(Do Not advertise this Certification form)

CERTIFICATION OF ADOPTED BUDGET

It is hereby certified that the amount to be raised by taxation for local purposes has been compared with the approved Budget previously certified by me and any changes required as a condition to such approval have been made. The adopted budget is certified with respect to the foregoing only.

STATE OF NEW JERSEY  
Department of Community Affairs  
Director of the Division of Local Government Services

Dated: \_\_\_\_\_, 2018 By: \_\_\_\_\_

CERTIFICATION OF APPROVED BUDGET

It is hereby certified that the Approved Budget made part hereof complies with the requirements of law, and approval is given pursuant to N.J.S. 40A:4-79.

STATE OF NEW JERSEY  
Department of Community Affairs  
Director of the Division of Local Government Services

Dated: \_\_\_\_\_, 2018 By: \_\_\_\_\_

**COMMENTS OR CHANGES REQUIRED AS A CONDITION OF CERTIFICATION OF DIRECTOR OF LOCAL GOVERNMENT SERVICES**

The changes or comments which follow must be considered in connection with further action on this budget.

Borough of Bloomingdale

County of

Passaic

MUNICIPAL BUDGET NOTICE

Section 1.

Municipal Budget of the Borough of Bloomingdale, County of Passaic for the Fiscal Year 2018.

Be It Resolved, that the following statements of revenues and appropriations shall constitute the Municipal Budget for the year 2018;

Be It Further Resolved, that said Budget was published in the Herald News

in the issue of March 23, 2018

The Governing Body of the Borough of Bloomingdale does hereby approve the following as the Budget for the year 2018:

RECORDED VOTE (Insert last name)	Ayes	Nays	Abstained	Absent
	Costa			
	D'Amato			
	Dellaripa			
	Hudson			
	Sondermeyer			
	Yazdi			

Notice is hereby given that the Budget and Tax Resolution was approved by the Governing Body of the

Borough of Bloomingdale, County of Passaic, on March 20, 2018.

A Hearing on the Budget and Tax Resolution will be held at Borough Hall, on May 1, 2018 at

7:00 o'clock P.M. at which time and place discussions to said Budget and Tax Resolution for the year 2018 may be presented by taxpayers or other interested persons.

**EXPLANATORY STATEMENT**

**SUMMARY OF CURRENT FUND SECTION OF APPROVED BUDGET**

	YEAR 2018
General Appropriations for: (Reference to item and sheet number should be omitted in advertised budget)	XXXXXXXXXXXXXX
1. Appropriations within "CAPS" -	XXXXXXXXXXXXXX
(a) Municipal Purposes ((Item H-1, Sheet 19) (N.J.S. 40A:4-45.2))	8,791,863.00
2. Appropriations excluded from "CAPS"	XXXXXXXXXXXXXX
(a) Municipal Purposes ((Item H-2, Sheet 28) (N.J.S. 40A:4-45.3 as amended))	2,057,304.31
(b) Local District School Purposes in Municipal Budget (Item K, Sheet 29)	
Total General Appropriations Excluded from "CAPS" (Item O, Sheet 29)	2,057,304.31
3. Reserve for Uncollected Taxes (Item M, Sheet 29) - Based on Estimated	470,000.00
	98.50%      Percent of Tax Collections
4. Total General Appropriations (Item 9, Sheet 29)	11,319,167.31
	Building Aid Allowance      2018 - \$ _____
	for Schools - State Aid      2017 - \$ _____
5. Less: Anticipated Revenues Other Than Current Property Tax (Item 5, Sheet 11) (i.e. Surplus, Miscellaneous Revenues and Receipts from Delinquent Taxes)	3,314,297.31
6. Difference: Amount to be Raised by Taxes for Support of Municipal Budget (as follows)	XXXXXXXXXXXXXX
(a) Local Tax for Municipal Purposes Including Reserve for Uncollected Taxes (Item 6(a), Sheet 11)	7,721,725.00
(b) Addition to Local District School Tax (Item 6(b), Sheet 11)	
(c) Minimum Library Tax (Item 6(c), Sheet 11)	283,145.00

**EXPLANATORY STATEMENT - (Continued)**  
**SUMMARY OF 2017 APPROPRIATIONS EXPENDED AND CANCELED**

	General Budget	Water Utility	Water-Sewer Utility	Utility
Budget Appropriations - Adopted Budget	11,162,754.10		3,290,894.00	
Budget Appropriations Added by N.J.S. 40A:4-87	81,846.29			
Emergency Appropriations				
<b>Total Appropriations</b>	<b>11,244,600.39</b>		<b>3,290,894.00</b>	
<b>Expenditures:</b>				
Paid or Charged (Including Reserve for Uncollected Taxes)	10,671,602.84		3,150,045.42	
Reserved	572,870.77		131,827.61	
Unexpended Balances Canceled	126.78		9,020.97	
Total Expenditures and Unexpended Balances Canceled	11,244,600.39		3,290,894.00	
Overexpenditures*				

\*See Budget Appropriation Items so marked to the right of column "Expended 2017 Reserved".

**Explanations of Appropriations for "Other Expenses":**

The amounts appropriated under the title of "Other Expenses" are for operating costs other than "Salaries & Wages".

Some of the items included in "Other Expenses" are:

- Materials, supplies and non-bondable equipment;
- Repairs and maintenance of buildings, equipment, roads, etc.;
- Contractual services for garbage and trash removal, fire hydrant service, aid to volunteer fire companies, etc.;
- Printing and advertising, utility services, insurance and many other items essential to the services rendered by municipal government.

EXPLANATORY STATEMENT - (Continued)  
BUDGET MESSAGE

Chapter 68, Public Laws of 1976, as amended, places limits on certain municipal expenditures. The limit for 2018 is 2.5%, however, the Borough of Bloomingdale adopted a Cost-of-Living Adjustment rate ordinance increasing their allowable spending limitation to 3.5%. This limit, generally referred to as a "CAP", is calculated by methods established by law. The following schedule, subject to review and approval by the Division of Local Government Services in the State Department of Community Affairs, shows the computation of the maximum amount of increase allowable in the Budget for 2018 over that of the 2017 Adopted Budget for the Appropriations subject to the "CAP Law":

TOTAL GENERAL APPROPRIATIONS FOR 2017		\$	11,162,754.00
MODIFICATIONS:			
Total Other Operations	\$		423,500.00
Total Interlocal Service Agreement			739,212.00
Total Public and Private Offset			37,432.00
Total Capital Improvements			114,450.00
Total Debt Service			1,066,511.00
Reserve for Uncollected Taxes			300,000.00
			<u>2,681,105.00</u>
Amount on Which % CAP is Applied			<u>8,481,649.00</u>
3.5% CAP			<u>296,857.72</u>
Allowable Operating Appropriations before Additional Exceptions per (N.J.S.A. 40A:4-45.3)			8,778,506.72
New Construction \$1,015,200.00 X \$1.047			10,629.14
2017 Bank			<u>3,016.82</u>
Allowable Appropriations for 2018		\$	<u><u>8,792,152.68</u></u>

**BOROUGH OF BLOOMINGDALE**  
**EXPLANATORY STATEMENT - (Continued)**  
**SUMMARY LEVY CAP CALCULATION**

**Levy Cap Calculation:**

Prior Year Amount to be Raised by Taxation for Municipal Purposes		<u>\$7,659,710</u>
Net Prior Year Tax Levy for Municipal Purpose Tax for Cap Calculation		<u>7,659,710</u>
Plus: 2% Cap Increase		<u>153,194</u>
Adjusted Tax Levy Prior to Exclusions		<u>7,812,904</u>
Exclusions:		
Allowable Pension Obligations Increase	\$ 22,925	
Add Total Exclusions		<u>22,925</u>
Less Cancelled or Unexpended Exclusions		<u>127</u>
Adjusted Tax Levy After Exclusions		<u>7,835,702</u>
Additions:		
New Ratables - Increase in Valuations (New Construction and Additions)	1,015,200	
Prior Year's Local Municipal Purpose Tax Rate (Per \$100)	<u>1.047</u>	
New Ratable Adjustment to Levy		<u>10,629</u>
Maximum Allowable Amount to be Raised by Taxation		<u><u>\$7,846,331</u></u>
Amount to be Raised by Taxation for Municipal Purposes		<u><u>\$7,721,725</u></u>



BOROUGH OF BLOOMINGDALE

EXPLANATORY STATEMENT - (CONTINUED)

The 2018 Municipal Budget presented herewith indicates an estimated tax rate for Municipal Purposes including the Minimum Library and the Municipal Open Space of \$1.120 per \$100 of assessed valuations, compared with the 2017 tax rate of \$1.110, indicating an \$0.010 increase in the estimated municipal, including the Library, and the Municipal Open Space Tax Rate.

This Budget develops the component of the total tax levy termed "Local Tax for Municipal Purposes" which includes the "Reserve for Uncollected Taxes" or cash basis "overlay" for County and School Purposes as well as for the needs of the Borough. Additional taxes must be raised, and included as part of the local levy, so that collections will meet requirements for School and County Taxes.

The following table sets forth the estimated components of the 2018 municipal levy and tax rate in comparison with the actual 2017:

	Tax Levy			Tax Rates			Taxes		
	2018 <u>Estimated</u>	2017 <u>Actual</u>	Increase <u>(Decrease)</u>	2018 <u>Estimated</u>	2017 <u>Actual</u>	Increase <u>(Decrease)</u>	2018 <u>Estimated</u>	2017 <u>Actual</u>	Increase <u>(Decrease)</u>
Total Local Tax for Municipal Purposes	\$ 7,721,725.00	\$ 7,659,710.00	\$ 62,015.00	\$ 1.056	\$ 1.047	\$ 0.009	\$ 2,690.69	\$ 2,666.99	\$ 23.70
Minimum Library Tax	283,145.00	277,307.00	5,838.00	0.039	0.038	0.001	99.30	96.80	2.50
Municipal Open Space	<u>183,000.00</u>	<u>182,875.00</u>	<u>125.00</u>	<u>0.025</u>	<u>0.025</u>	<u>0.000</u>	<u>63.70</u>	<u>63.68</u>	<u>0.02</u>
Total Local Tax Including the Library and Open Space	<u>\$ 8,187,870.00</u>	<u>\$ 8,119,892.00</u>	<u>\$ 67,978.00</u>	<u>\$ 1.120</u>	<u>\$ 1.110</u>	<u>\$ 0.010</u>	<u>\$ 2,853.69</u>	<u>\$ 2,827.47</u>	<u>\$ 26.22</u>
Assessed Valuations	<u>\$ 731,139,100.00</u>	<u>\$ 731,491,400.00</u>	<u>\$ (352,300.00)</u>						
Average Residential Assessment							<u>\$ 254,800.00</u>	<u>\$ 254,727.00</u>	<u>\$ 73.00</u>

The exact tax rate is not determinable at this time and will not be final until certified by the County Board of Taxation at a later date. The Local Municipal Tax only is developed in this Budget.

**BOROUGH OF BLOOMINGDALE**  
**EXPLANATORY STATEMENT - (Continued)**

**Health Benefits Appropriation**

**2018**

2018 Gross Cost

\$ 1,340,904.00

Less Contribution by Employees Including Library

190,404.00

Net Budget Appropriation

\$ 1,150,500.00

Net Budget Appropriations:

    Within "CAPS"

\$ 1,150,500.00

**CURRENT FUND - ANTICIPATED REVENUES**

GENERAL REVENUES	FCOA	Anticipated		Realized in
		2018	2017	Cash in 2017
1. Surplus Anticipated	08-101	525,000.00	525,000.00	525,000.00
2. Surplus Anticipated with Prior Written Consent of Director of Local Government Services	08-102			
Total Surplus Anticipated	08-100	525,000.00	525,000.00	525,000.00
3. Miscellaneous Revenues - Section A: Local Revenues	xxxxxxxx	xxxxxxxxxxxxxxxx	xxxxxxxxxxxxxxxx	xxxxxxxxxxxxxxxx
Licenses:	xxxxxxxx	xxxxxxxxxxxxxxxx	xxxxxxxxxxxxxxxx	xxxxxxxxxxxxxxxx
Alcoholic Beverages	08-103	14,500.00	14,500.00	18,975.27
Other	08-104	12,990.00	13,000.00	12,991.00
Fees and Permits	08-105	65,000.00	59,000.00	85,587.00
Fines and Costs:	xxxxxxxx	xxxxxxxxxxxxxxxx	xxxxxxxxxxxxxxxx	xxxxxxxxxxxxxxxx
Municipal Court	08-110	200,000.00	200,000.00	228,444.62
Other	08-109			
Interest and Costs on Taxes	08-112	35,000.00	30,000.00	68,158.32
Interest and Costs on Assessments	08-115			
Parking Meters	08-111			
Interest on Investments and Deposits	08-113	10,000.00	9,000.00	24,061.63
Anticipated Utility Operating Surplus	08-114			

**CURRENT FUND - ANTICIPATED REVENUES - (Continued)**

GENERAL REVENUES	FCOA	Anticipated		Realized in Cash in 2017
		2018	2017	
<b>3. Miscellaneous Revenues - Section A: Local Revenues (continued):</b>				
<b>Total Section A: Local Revenues</b>	<b>08</b>	<b>337,490.00</b>	<b>325,500.00</b>	<b>438,217.84</b>

**CURRENT FUND - ANTICIPATED REVENUES - (Continued)**

GENERAL REVENUES	FCOA	Anticipated		Realized in Cash in 2017
		2018	2017	
<b>3. Miscellaneous Revenues - Section B: State Aid Without Offsetting Appropriations</b>				
Consolidated Municipal Property Tax Relief Aid	09-200	31,528.00	31,528.00	31,528.00
Energy Receipts Tax (P.L. 1997, Chapter 162 & 167)	09-202	514,105.00	514,105.00	514,105.00
Garden State Trust		6,516.00	6,516.00	6,516.00
<b>Total Section B: State Aid Without Offsetting Appropriations</b>	<b>09</b>	<b>552,149.00</b>	<b>552,149.00</b>	<b>552,149.00</b>

**CURRENT FUND - ANTICIPATED REVENUES - (Continued)**

GENERAL REVENUES	FCOA			Realized in Cash in 2017
		2018	2017	
<b>3. Miscellaneous Revenues - Section C: Dedicated Uniform Construction Code Fees Offset with Appropriations (N.J.S. 40A:4-36 and N.J.A.C. 5:23-4.17)</b>		xxxxxxxxxxxxxxxx	xxxxxxxxxxxxxxxx	xxxxxxxxxxxxxxxx
Uniform Construction Code Fees	08-160	115,000.00	113,000.00	127,287.00
<b>Special Item of General Revenue Anticipated With Prior Written Consent of Director of Local Government Services:</b>	xxxxxxx	xxxxxxxxxxxxxxxx	xxxxxxxxxxxxxxxx	xxxxxxxxxxxxxxxx
<b>Additional Dedicated Uniform Construction Code Fees Offset With Appropriations (N.J.S. 40A:4-45.3h and N.J.A.C. 5:23-4.17)</b>	xxxxxxx	xxxxxxxxxxxxxxxx	xxxxxxxxxxxxxxxx	xxxxxxxxxxxxxxxx
Uniform Construction Code Fees - Additional	08-160			
<b>Total Section C: Dedicated Uniform Construction Code Fees Offset With Appropriations</b>	<b>08</b>	<b>115,000.00</b>	<b>113,000.00</b>	<b>127,287.00</b>

**CURRENT FUND - ANTICIPATED REVENUES - (Continued)**

GENERAL REVENUES	FCOA	Anticipated		Realized in Cash in 2017
		2018	2017	
<b>3. Miscellaneous Revenues - Section D: Special Items of General Revenue Anticipated With Prior Written Consent of the Director of Local Government Services - Interlocal Municipal Service Agreements Offset With Appropriations:</b>	XXXXXXXX	XXXXXXXXXXXXXXXXXXXX	XXXXXXXXXXXXXXXXXXXX	XXXXXXXXXXXXXXXXXXXX
Interlocal Agreement - Animal Control Services	11-101	171,500.00	160,000.00	167,478.36
Interlocal Agreement - Leonia BOE - Construction Services			6,593.00	6,593.00
Interlocal Agreement - West Milford Registrar Services	11-271		18,995.00	23,651.21
Interlocal Agreement - Butler Construction Services	11-272	95,000.00	93,472.00	93,472.00
Interlocal Agreement - Kinnelon Borough Construction Services	11-274	205,000.00	203,124.00	203,124.00
Interlocal Agreement - Pompton Lakes - Street Sweeping	11-275	45,000.00	44,715.00	44,715.26
Interlocal Agreement - Pompton Lakes - Vegetative Waste	11-276	25,000.00	24,761.00	24,761.52
Interlocal Agreement - Riverdale - Street Sweeping	11-279	14,000.00	12,989.00	19,356.46
Interlocal Agreement - Livingston Board of Education - Construction Services			1,970.00	1,970.00
Interlocal Agreement - Borough of Mansfield - CFO Services		55,000.00	13,750.00	13,750.00
Interlocal Agreement - Borough of Kinnelon Clerk - Field Inspector		17,250.00	4,312.50	4,312.50
Interlocal Agreement Bloomingdale BOE		10,000.00		
<b>Total Section D: Interlocal Municipal Service Agreements Offset With Appropriations</b>	<b>11</b>	<b>637,750.00</b>	<b>584,681.50</b>	<b>603,184.31</b>

GENERAL REVENUES	FCOA	Anticipated		Realized in Cash in 2017
		2018	2017	
<b>3. Miscellaneous Revenues - Section E: Special Items of General Revenue Anticipated with Prior Written Consent of Director of Local Government Services - Additional Revenues Offset with Appropriations (N.J.S. 40A:4-45.3h):</b>	XXXXXXXX	XXXXXXXXXXXXXXXXXX	XXXXXXXXXXXXXXXXXX	XXXXXXXXXXXXXXXXXX
<b>Total Section E: Special Item of General Revenue Anticipated with Prior Written</b>	XXXXXXXX	XXXXXXXXXXXXXXXXXX	XXXXXXXXXXXXXXXXXX	XXXXXXXXXXXXXXXXXX
<b>Consent of Director of Local Government Services - Additional Revenues</b>	08			



**CURRENT FUND - ANTICIPATED REVENUES - (Continued)**

GENERAL REVENUES	FCOA	Anticipated		Realized in Cash in 2017
		2018	2017	
<b>3. Miscellaneous Revenues - Section F: Special Items of General Revenue Anticipated with Prior Written Consent of Director of Local Government Services - Public and Private Revenues Offset with Appropriations:</b>	XXXXXXXX	XXXXXXXXXXXXXXXXXXXX	XXXXXXXXXXXXXXXXXXXX	XXXXXXXXXXXXXXXXXXXX
Recycling Tonnage Grant	10-701		14,020.23	14,020.23
Drunk Driving Enforcement Fund	10-745		3,154.10	3,154.10
Clean Communities Program	10-770		14,659.98	14,659.98
Municipal Alliance on Alcoholism and Drug Abuse	10-703	16,792.00	16,792.00	16,792.00
Municipal Alliance on Alcoholism and Drug Abuse - Donations	10-704	4,198.00	4,198.00	4,198.00
Body Armor Fund	10-705		3,559.18	3,559.18
Private Donation - Police Department				
Click It or Ticket			5,500.00	5,500.00
County of Passaic - Corridor Enhancement				
Drive Sober or Get Pulled Over			16,000.00	16,000.00
County of Passaic - Body Worn Cameras				
Bulletproof Vest		1,693.31	2,732.40	2,732.40
U Drive U Text U Pay			5,500.00	5,500.00
AHS Stigma Free Grant Funding			6,537.00	6,537.00

**CURRENT FUND - ANTICIPATED REVENUES - (Continued)**

GENERAL REVENUES	FCOA	Anticipated		Realized in Cash in 2017
		2018	2017	
<b>3. Miscellaneous Revenues - Section F: Special Items of General Revenue Anticipated with Prior Written Consent of Director of Local Government Services - Public and Private Revenues Offset with Appropriations (continued):</b>	xxxxxxx	xxxxxxxxxxxxxxxxx	xxxxxxxxxxxxxxxxx	xxxxxxxxxxxxxxxxx
<b>Total Section F: Special Items of General Revenue Anticipated with Prior Written Consent of Director of Local Government Services - Public and Private Revenues</b>	xxxxxxx	xxxxxxxxxxxxxxxxx	xxxxxxxxxxxxxxxxx	xxxxxxxxxxxxxxxxx
	10, 12	22,683.31	92,652.89	92,652.89

**CURRENT FUND - ANTICIPATED REVENUES - (Continued)**

GENERAL REVENUES	FCOA	Anticipated		Realized in
		2018	2017	Cash in 2017
<b>3. Miscellaneous Revenues - Section G: Special Items of General Revenue Anticipated with Prior Written Consent of Director of Local Government Services - Other Special Items:</b>				
	xxxxxxxx	xxxxxxxxxxxxxxxxxxxx	xxxxxxxxxxxxxxxxxxxx	xxxxxxxxxxxxxxxxxxxx
Utility Operating Surplus of Prior Year	08-116			
Uniform Fire Safety Act	08-106			
Cablevision	08-125	37,100.00	37,300.00	37,304.00
Senior Center Lease to County	08-126	10,800.00	10,800.00	10,800.00
Tower Rental	08-127	26,500.00	26,500.00	27,190.05
Soil Extraction Permits	08-129	400,000.00	400,000.00	412,000.00
General Capital Fund Balance	08-133			
RER Veg Waste	08-137	16,500.00	16,500.00	16,545.00
PILOT		455,000.00	445,000.00	455,399.50
Police Off-Duty Administrative Fee		5,000.00	5,000.00	10,879.42
Administration Fees		25,000.00	25,000.00	66,340.75
Due from General Trust		9,775.00	7,500.00	
Due from General Capital		8,550.00		

**CURRENT FUND - ANTICIPATED REVENUES - (Continued)**

GENERAL REVENUES	FCOA	Anticipated		Realized in Cash in 2017
		2018	2017	
<b>3. Miscellaneous Revenues - Section G: Special Items of General Revenue Anticipated with Prior Written Consent of Director of Local Government Services - Other Special Items (continued):</b>	XXXXXXXX	XXXXXXXXXXXXXXXXXX	XXXXXXXXXXXXXXXXXX	XXXXXXXXXXXXXXXXXX
<b>Total Section G: Special Items of General Revenue Anticipated with Prior Written</b>	XXXXXXXX	XXXXXXXXXXXXXXXXXX	XXXXXXXXXXXXXXXXXX	XXXXXXXXXXXXXXXXXX
<b>Consent of Director of Local Government Services - Other Special Items</b>	08	994,225.00	973,600.00	1,036,458.72

**CURRENT FUND - ANTICIPATED REVENUES - (Continued)**

GENERAL REVENUES	FCOA	Anticipated		Realized in Cash in 2017
		2018	2017	
<b>Summary of Revenues</b>	XXXXXXXX	XXXXXXXXXXXXXXXXXX	XXXXXXXXXXXXXXXXXX	XXXXXXXXXXXXXXXXXX
<b>1. Surplus Anticipated (Sheet 4, #1)</b>	08-101	525,000.00	525,000.00	525,000.00
<b>2. Surplus Anticipated with Prior Written Consent of Director of Local Government Services (Sheet 4, #2)</b>	08-102			
<b>3. Miscellaneous Revenues:</b>	XXXXXXXX	XXXXXXXXXXXXXXXXXX	XXXXXXXXXXXXXXXXXX	XXXXXXXXXXXXXXXXXX
<b>Total Section A: Local Revenues</b>	08	337,490.00	325,500.00	438,217.84
<b>Total Section B: State Aid Without Offsetting Appropriations</b>	09	552,149.00	552,149.00	552,149.00
<b>Total Section C: Dedicated Uniform Construction Code Fees Offset with Appropriations</b>	08	115,000.00	113,000.00	127,287.00
<b>Total Section D: Special Items of General Revenue Anticipated with Prior Written Consent of Director of Local Government Services - Interlocal Municipal Service Agreements</b>	08	637,750.00	584,681.50	603,184.31
<b>Total Section E: Special Items of General Revenue Anticipated with Prior Written Consent of Director of Local Government Services - Additional Revenues</b>	08			
<b>Total Section F: Special Items of General Revenue Anticipated with Prior Written Consent of Director of Local Government Services - Public and Private Revenues</b>	10, 12	22,683.31	92,652.89	92,652.89
<b>Total Section G: Special Items of General Revenue Anticipated with Prior Written Consent of Director of Local Government Services - Other Special Items</b>	08	994,225.00	973,600.00	1,036,458.72
<b>Total Miscellaneous Revenues</b>	40004-00	2,659,297.31	2,641,583.39	2,849,949.76
<b>4. Receipts from Delinquent Taxes</b>	15-499	130,000.00	141,000.00	240,837.41
<b>5. Subtotal General Revenues (Items 1, 2, 3 and 4)</b>	40001-00	3,314,297.31	3,307,583.39	3,615,787.17
<b>6. Amount to be Raised by Taxes for Support of Municipal Budget:</b>				
a) Local Tax for Municipal Purposes Including Reserve for Uncollected Taxes	07-190	7,721,725.00	7,659,710.00	XXXXXXXXXXXXXXXXXX
b) Addition to Local District School Tax	07-191			XXXXXXXXXXXXXXXXXX
c) Minimum Library Tax		283,145.00	277,307.00	XXXXXXXXXXXXXXXXXX
<b>Total Amount to be Raised by Taxes for Support of Municipal Budget</b>	40002-00	8,004,870.00	7,937,017.00	7,854,139.22
<b>7. Total General Revenues</b>	40000-00	11,319,167.31	11,244,600.39	11,469,926.39

**CURRENT FUND - APPROPRIATIONS**

8. GENERAL APPROPRIATIONS  (A) Operations - within "CAPS"	FCOA	Appropriated				Expended 2017	
		for 2018	for 2017	for 2017 By Emergency Appropriation	Total for 2017 As Modified By All Transfers	Paid or Charged	Reserved
<b>GENERAL GOVERNMENT</b>							
Mayor and Council:							
Salaries and Wages	20-110-1	9,000.00	9,000.00		9,000.00	9,000.00	
Other Expenses	20-110-2	7,000.00	7,000.00		7,000.00	6,855.70	144.30
General Administration:							
Salaries and Wages	20-100-1	112,520.00	107,100.00		107,100.00	107,100.00	
Other Expenses	20-100-2	29,200.00	29,200.00		26,200.00	25,941.55	258.45
Municipal Clerk:							
Salaries and Wages	20-120-1	127,300.00	124,848.00		129,848.00	129,848.00	
Other Expenses	20-120-2	56,400.00	54,900.00		50,400.00	39,895.21	10,504.79
Senior Citizen Center:							
Salaries and Wages	30-421-1	15,000.00	15,000.00		15,000.00	14,999.92	0.08
Other Expenses	30-422-2	9,400.00	9,400.00		7,400.00	7,388.78	11.22
Municipal Court:							
Salaries and Wages	20-490-1	108,500.00	102,950.00		102,950.00	102,950.00	
Other Expenses	20-490-2	10,400.00	8,100.00		9,600.00	8,315.80	1,284.20

**CURRENT FUND - APPROPRIATIONS**

8. GENERAL APPROPRIATIONS  (A) Operations - within "CAPS" - (continued)	FCOA	Appropriated				Expended 2017	
		for 2018	for 2017	for 2017 By Emergency Appropriation	Total for 2017 As Modified By All Transfers	Paid or Charged	Reserved
<b>GENERAL GOVERNMENT</b>							
<b>Financial Administration:</b>	<b>20-130</b>						
Salaries and Wages	20-130-1	169,200.00	161,030.00		145,430.00	112,203.56	33,226.44
Other Expenses	20-130-2	18,400.00	19,360.00		21,360.00	18,919.65	2,440.35
<b>Audit:</b>	<b>20-135</b>						
Annual Audit	20-135-2	25,750.00	25,750.00		25,750.00	25,750.00	
Miscellaneous Other Expenses	20-130-2	4,500.00	4,500.00		100.00		100.00
<b>Assessment of Taxes:</b>	<b>20-150</b>						
Salaries and Wages	20-150-1	66,200.00	79,700.00		79,700.00	79,700.00	
Other Expenses	20-150-2	11,550.00	12,100.00		12,100.00	7,434.30	4,665.70
<b>Collection of Taxes:</b>	<b>20-145</b>						
Salaries and Wages	20-145-1	65,540.00	63,570.00		63,570.00	63,570.00	
Other Expenses	20-145-2	13,000.00	13,000.00		13,000.00	10,268.73	2,731.27
<b>Legal Services and Cost:</b>	<b>20-155</b>						
Salaries and Wages	20-155-1	45,900.00	45,000.00		45,000.00	44,999.76	0.24
Other Expenses	20-155-2	60,000.00	50,000.00		50,000.00	44,735.10	5,264.90
<b>Economic Development:</b>							
Other Expenses		2,000.00	2,000.00		2,000.00	1,055.10	944.90

**CURRENT FUND - APPROPRIATIONS**

8. GENERAL APPROPRIATIONS  (A) Operations - within "CAPS" - (continued)	FCOA	Appropriated				Expended 2017	
		for 2018	for 2017	for 2017 By Emergency Appropriation	Total for 2017 As Modified By All Transfers	Paid or Charged	Reserved
<b>GENERAL GOVERNMENT</b>							
Municipal Prosecutor:	25-275						
Salaries and Wages	25-275-1	18,900.00	18,920.00		18,920.00	18,364.84	555.16
Other Expenses	25-275-2	1,000.00	1,000.00		1,000.00	207.34	792.66
Engineering Services and Cost:	20-165						
Other Expenses	20-165-2	60,000.00	50,000.00		50,000.00	48,262.50	1,737.50
Public Building and Grounds:	26-310						
Other Expenses	26-310-2	96,900.00	83,500.00		105,788.00	78,415.31	27,372.69
Municipal Land Use Law (N.J.S. 40:55D-1):							
Planning Board:							
Salaries and Wages	21-180-1	33,660.00	33,000.00		33,000.00	33,000.00	
Other Expenses	21-180-2	21,300.00	21,300.00		18,300.00	10,697.13	7,602.87
Shade Tree:							
Other Expenses	26-300-2	6,500.00	4,000.00		10,000.00	2,900.00	7,100.00
Beautification Committee:							
Other Expenses	26-301-2	6,500.00	6,500.00		6,500.00	6,496.27	3.73
Environmental Commission (R.S. 40:56A-1):							
Other Expenses	30-422-2	1,850.00	1,850.00		1,850.00	452.05	1,397.95



**CURRENT FUND - APPROPRIATIONS**

8. GENERAL APPROPRIATIONS  (A) Operations - within "CAPS" - (continued)	FCOA	Appropriated				Expended 2017	
		for 2018	for 2017	for 2017 By Emergency Appropriation	Total for 2017 As Modified By All Transfers	Paid or Charged	Reserved
<b>GENERAL GOVERNMENT</b>							
Zoning and Property Maintenance Official:							
Salaries and Wages	22-200-1	30,500.00	29,900.00		29,900.00	2,950.17	26,949.83
Other Expenses	22-200-2	1,000.00	1,000.00		1,000.00	770.23	229.77
		1,244,870.00	1,194,478.00		1,198,766.00	1,063,447.00	135,319.00
<b>PUBLIC SAFETY</b>							
Fire:							
Other Expenses	25-265-2	59,300.00	55,550.00		68,550.00	68,540.00	10.00
Fire Prevention Bureau:							
Salaries and Wages	25-265-1	5,970.00	5,850.00		5,850.00	5,850.00	
Other Expenses	25-265-2	12,600.00	12,600.00		12,600.00	11,549.14	1,050.86
Police:							
Salaries and Wages	25-240-1	2,164,651.00	2,036,250.00		2,039,250.00	1,970,342.71	68,907.29
Other Expenses	25-240-2	140,985.00	129,205.00		149,205.00	126,676.46	22,528.54
Emergency Dispatching:							
Salaries and Wages	25-250-1	145,000.00	145,000.00		141,000.00	134,584.29	6,415.71
First Aid Organization - Contribution	25-260-2	37,000.00	37,000.00		37,000.00	25,000.00	12,000.00

**CURRENT FUND - APPROPRIATIONS**

8. GENERAL APPROPRIATIONS  (A) Operations - within "CAPS" - (continued)	FCOA	Appropriated				Expended 2017	
		for 2018	for 2017	for 2017 By Emergency Appropriation	Total for 2017 As Modified By All Transfers	Paid or Charged	Reserved
<b><u>PUBLIC SAFETY</u></b>							
Emergency Management Services:							
Other Expenses	25-252-2	10,750.00	10,750.00		10,750.00	9,900.06	849.94
Public Defender:							
Salaries and Wages	43-495-1	500.00	500.00		500.00		500.00
		2,576,756.00	2,432,705.00		2,464,705.00	2,352,442.66	112,262.34
<b><u>STREETS AND ROADS</u></b>							
Road Repairs and Maintenance:							
Salaries and Wages	26-290-1	568,555.00	566,800.00		581,800.00	573,466.74	8,333.26
Other Expenses	26-290-2	198,860.00	153,560.00		183,060.00	175,846.43	7,213.57
		767,415.00	720,360.00		764,860.00	749,313.17	15,546.83
<b><u>HEALTH AND WELFARE</u></b>							
Board of Health:							
Other Expenses	27-330-2	2,450.00	2,450.00		2,450.00	1,386.63	1,063.37
Animal Control Officer:							
Salaries and Wages	27-340-1	55,000.00	55,000.00		55,000.00	53,319.46	1,680.54
Other Expenses	27-340-2	35,000.00	35,000.00		30,000.00	11,444.25	18,555.75

**CURRENT FUND - APPROPRIATIONS**

8. GENERAL APPROPRIATIONS  (A) Operations - within "CAPS" - (continued)	FCOA	Appropriated				Expended 2017	
		for 2018	for 2017	for 2017 By Emergency Appropriation	Total for 2017 As Modified By All Transfers	Paid or Charged	Reserved
<b>HEALTH AND WELFARE</b>							
Garbage and Trash Removal:							
Salaries and Wages	26-305-1	460,800.00	476,238.00		476,238.00	476,238.00	
Other Expenses	26305-2	63,600.00	58,900.00		58,900.00	52,484.59	6,415.41
Tipping Fees	32-465-2	299,000.00	299,730.00		299,730.00	247,755.20	51,974.80
Shelter:							
Salaries and Wages	27-350-1	38,500.00	33,000.00		33,000.00	25,645.64	7,354.36
Other Expenses	27-350-2	20,000.00	25,000.00		25,000.00	15,688.92	9,311.08
		974,350.00	985,318.00		980,318.00	883,962.69	96,355.31
<b>RECREATION AND EDUCATION</b>							
Board of Recreation Commissioners:							
Salaries and Wages	28-370-1	15,950.00	15,700.00		15,700.00	15,692.70	7.30
Other Expenses	28-370-2	31,560.00	31,560.00		31,560.00	29,944.95	1,615.05
Celebration of Public Events:							
Other Expenses	30-420-2	20,000.00	25,000.00		33,000.00	27,985.34	5,014.66
		67,510.00	72,260.00		80,260.00	73,622.99	6,637.01

**CURRENT FUND - APPROPRIATIONS**

8. GENERAL APPROPRIATIONS  (A) Operations - within "CAPS" - (continued)	FCOA	Appropriated				Expended 2017	
		for 2018	for 2017	for 2017 By Emergency Appropriation	Total for 2017 As Modified By All Transfers	Paid or Charged	Reserved
<b>INSURANCE</b>							
General Liability	23-210-2	118,000.00	108,777.00		108,777.00	108,777.00	
Workmen's Compensation	23-215-2	88,028.00	89,413.00		89,413.00	89,413.00	
Employee Group Health	23-220-2	1,150,500.00	1,144,586.00		1,144,586.00	1,081,990.78	62,595.22
Other Insurance Premium	23-210-2	500.00	500.00		500.00		500.00
Health Benefit Waiver	23-210-2	60,000.00	50,000.00		50,000.00	43,974.49	6,025.51
		1,417,028.00	1,393,276.00		1,393,276.00	1,324,155.27	69,120.73

**CURRENT FUND - APPROPRIATIONS**

8. GENERAL APPROPRIATIONS	FCOA	Appropriated				Expended 2017	
		for 2018	for 2017	for 2017 By Emergency Appropriation	Total for 2017 As Modified By All Transfers	Paid or Charged	Reserved
<b>(A) Operations - within "CAPS" - (continued)</b>							
Uniform Construction Code - Appropriations Offset by Dedicated Revenues (N.J.A.C. 5:23-4.17)	XXXXXXXXXXXX	XXXXXXXXXXXX	XXXXXXXXXXXX	XXXXXXXXXXXX	XXXXXXXXXXXX	XXXXXXXXXXXX	XXXXXXXXXXXX
	XXXXXXXXXXXX	XXXXXXXXXXXX	XXXXXXXXXXXX	XXXXXXXXXXXX	XXXXXXXXXXXX	XXXXXXXXXXXX	XXXXXXXXXXXX
<b>Construction Code Officials:</b>							
	22-195						
Salaries and Wages	22-195-1	83,850.00	69,360.00		69,360.00	65,822.46	3,537.54
Other Expenses	22-195-2	46,000.00	46,000.00		43,000.00	38,605.46	4,394.54
		129,850.00	115,360.00		112,360.00	104,427.92	7,932.08

**CURRENT FUND - APPROPRIATIONS**

8. GENERAL APPROPRIATIONS	FCOA	Appropriated				Expended 2017	
		for 2018	for 2017	for 2017 By Emergency Appropriation	Total for 2017 As Modified By All Transfers	Paid or Charged	Reserved
<b>(A) Operations - within "CAPS" - (continued)</b>							
<b>UNCLASSIFIED:</b>							
<b>UTILITY EXPENSES AND BULK PURCHASES:</b>							
Electric	31-430-2	82,000.00	82,000.00		62,000.00	53,502.97	8,497.03
Natural Gas	31-446-2	22,000.00	22,000.00		15,000.00	11,023.88	3,976.12
Telecommunication	31-440-2	37,000.00	37,000.00		37,000.00	34,471.67	2,528.33
Gasoline	31-460-2	120,000.00	120,000.00		83,500.00	60,876.98	22,623.02
Street Lighting	31-435-2	36,000.00	36,000.00		27,712.00	27,711.06	0.94
Water and Sewer	31-445-2	20,000.00	20,000.00		20,000.00	11,357.91	8,642.09
Compensated Absences	30-415-2	39,000.00	38,450.00		38,450.00	38,434.81	15.19
Webmaster/IT	31-450-2	26,000.00	24,000.00		19,000.00	16,961.28	2,038.72
Salary Adjustment		5,000.00	5,000.00				
		387,000.00	384,450.00		302,662.00	254,340.56	48,321.44
<b>Total Operations {Item 8(A)} within "CAPS"</b>	<b>32315-00</b>	<b>7,564,779.00</b>	<b>7,298,207.00</b>		<b>7,297,207.00</b>	<b>6,805,712.26</b>	<b>491,494.74</b>
<b>B. Contingent</b>	<b>35-470</b>	<b>2,500.00</b>	<b>2,500.00</b>	xxxxxxxxxxxxxxxx	<b>2,500.00</b>		<b>2,500.00</b>
<b>Total Operations Including Contingent - within "CAPS"</b>	<b>30001-00</b>	<b>7,567,279.00</b>	<b>7,300,707.00</b>		<b>7,299,707.00</b>	<b>6,805,712.26</b>	<b>493,994.74</b>
<b>Detail:</b>							
<b>Salaries &amp; Wages</b>	<b>30001-11</b>	<b>4,384,996.00</b>	<b>4,237,166.00</b>		<b>4,235,566.00</b>	<b>4,078,083.06</b>	<b>157,482.94</b>
<b>Other Expenses (Including Contingent)</b>	<b>30001-99</b>	<b>3,182,283.00</b>	<b>3,063,541.00</b>		<b>3,064,141.00</b>	<b>2,727,629.20</b>	<b>336,511.80</b>

**CURRENT FUND - APPROPRIATIONS**

8. GENERAL APPROPRIATIONS	FCOA	Appropriated				Expended 2017	
		for 2018	for 2017	for 2017 By Emergency Appropriation	Total for 2017 As Modified By All Transfers	Paid or Charged	Reserved
(E) Deferred Charges and Statutory Expenditures - Municipal within "CAPS"	XXXXXXXXXXXX	XXXXXXXXXXXX	XXXXXXXXXXXX	XXXXXXXXXXXX	XXXXXXXXXXXX	XXXXXXXXXXXX	XXXXXXXXXXXX
(1) DEFERRED CHARGES:	XXXXXXXXXXXX	XXXXXXXXXXXX	XXXXXXXXXXXX	XXXXXXXXXXXX	XXXXXXXXXXXX	XXXXXXXXXXXX	XXXXXXXXXXXX
Emergency Authorizations	46-870			XXXXXXXXXXXX			XXXXXXXXXXXX
				XXXXXXXXXXXX			XXXXXXXXXXXX
				XXXXXXXXXXXX			XXXXXXXXXXXX
				XXXXXXXXXXXX			XXXXXXXXXXXX
				XXXXXXXXXXXX			XXXXXXXXXXXX
				XXXXXXXXXXXX			XXXXXXXXXXXX
				XXXXXXXXXXXX			XXXXXXXXXXXX
				XXXXXXXXXXXX			XXXXXXXXXXXX
				XXXXXXXXXXXX			XXXXXXXXXXXX
				XXXXXXXXXXXX			XXXXXXXXXXXX
				XXXXXXXXXXXX			XXXXXXXXXXXX
				XXXXXXXXXXXX			XXXXXXXXXXXX
				XXXXXXXXXXXX			XXXXXXXXXXXX
				XXXXXXXXXXXX			XXXXXXXXXXXX
				XXXXXXXXXXXX			XXXXXXXXXXXX
				XXXXXXXXXXXX			XXXXXXXXXXXX
				XXXXXXXXXXXX			XXXXXXXXXXXX

**CURRENT FUND - APPROPRIATIONS**

8. GENERAL APPROPRIATIONS	FCOA	Appropriated				Expended 2017	
		for 2018	for 2017	for 2017 By Emergency Appropriation	Total for 2017 As Modified By All Transfers	Paid or Charged	Reserved
<b>(E) Deferred Charges and Statutory Expenditures - Municipal within "CAPS" (continued)</b>	XXXXXXXXXXXX	XXXXXXXXXXXX	XXXXXXXXXXXX	XXXXXXXXXXXX	XXXXXXXXXXXX	XXXXXXXXXXXX	XXXXXXXXXXXX
<b>(2) STATUTORY EXPENDITURES:</b>	XXXXXXXXXXXX	XXXXXXXXXXXX	XXXXXXXXXXXX	XXXXXXXXXXXX	XXXXXXXXXXXX	XXXXXXXXXXXX	XXXXXXXXXXXX
Contribution to:							
Public Employees' Retirement System	36-471	360,755.00	339,685.00		339,685.00	339,683.07	1.93
Social Security System (O.A.S.I.)	36-472	390,000.00	385,000.00		385,000.00	364,129.81	20,870.19
Consolidated Police and Firemen's Pension Fund	36-474						
Police and Firemen's Retirement System of N.J.	36-475	463,829.00	446,257.00		446,257.00	446,257.00	
Unemployment Compensation Insurance	23-225						
Defined Contribution Pension Plan		10,000.00	10,000.00		8,000.00	6,548.05	1,451.95
<b>Total Deferred Charges and Statutory Expenditures - Municipal within "CAPS"</b>	<b>30004-00</b>	<b>1,224,584.00</b>	<b>1,180,942.00</b>		<b>1,178,942.00</b>	<b>1,156,617.93</b>	<b>22,324.07</b>
<b>(G) Cash Deficit of Preceding Year</b>	<b>46-885</b>						
<b>(H-1) Total General Appropriations for Municipal Purposes within "CAPS"</b>	<b>30005-00</b>	<b>8,791,863.00</b>	<b>8,481,649.00</b>		<b>8,478,649.00</b>	<b>7,962,330.19</b>	<b>516,318.81</b>



**CURRENT FUND - APPROPRIATIONS**

8. GENERAL APPROPRIATIONS	FCOA	Appropriated				Expended 2017	
		for 2018	for 2017	for 2017 By Emergency Appropriation	Total for 2017 As Modified By All Transfers	Paid or Charged	Reserved
(A) Operations - Excluded from "CAPS"							
		xxxxxxxxxxxxxx	xxxxxxxxxxxxxx	xxxxxxxxxxxxxx	xxxxxxxxxxxxxx	xxxxxxxxxxxxxx	xxxxxxxxxxxxxx
Maintenance of Free Public Library (Ch. 82, P.L. 1985)	29-390-2	373,500.00	373,500.00		373,500.00	362,858.48	10,641.52
Length of Service Awards Program	43-496-2	34,000.00	30,000.00		30,000.00		30,000.00
Employee Group Health	43-220-2						
Reserve for Tax Appeals		20,000.00	20,000.00		20,000.00	19,999.10	0.90

**CURRENT FUND - APPROPRIATIONS**

8. GENERAL APPROPRIATIONS	FCOA	Appropriated				Expended 2017	
		for 2018	for 2017	for 2017 By Emergency Appropriation	Total for 2017 As Modified By All Transfers	Paid or Charged	Reserved
(A) Operations - Excluded from "CAPS" - (Cont.)							
<b>Total Other Operations - Excluded from "CAPS"</b>	xxxxxxxxxxxx	427,500.00	423,500.00		423,500.00	382,857.58	40,642.42

**CURRENT FUND - APPROPRIATIONS**

8. GENERAL APPROPRIATIONS	FCOA	Appropriated				Expended 2017	
		for 2018	for 2017	for 2017 By Emergency Appropriation	Total for 2017 As Modified By All Transfers	Paid or Charged	Reserved
<b>(A) Operations - Excluded from "CAPS" - (Cont.)</b>							
Uniform Construction Code	XXXXXXXXXXXX	XXXXXXXXXXXX	XXXXXXXXXXXX	XXXXXXXXXXXX	XXXXXXXXXXXX	XXXXXXXXXXXX	XXXXXXXXXXXX
Appropriations Offset by Increased							
Fee Revenues (N.J.A.C. 5:23-4.17)	XXXXXXXXXXXX	XXXXXXXXXXXX	XXXXXXXXXXXX	XXXXXXXXXXXX	XXXXXXXXXXXX	XXXXXXXXXXXX	XXXXXXXXXXXX
<b>Total Uniform Construction Code Appropriations</b>	XXXXXXXXXXXX						

**CURRENT FUND - APPROPRIATIONS**

8. GENERAL APPROPRIATIONS  (A) Operations - Excluded from "CAPS" - (Cont.)	FCOA	Appropriated				Expended 2017	
		for 2018	for 2017	for 2017 By Emergency Appropriation	Total for 2017 As Modified By All Transfers	Paid or Charged	Reserved
Interlocal Municipal Service Agreements	xxxxxxxxxxxx	xxxxxxxxxxxx	xxxxxxxxxxxx	xxxxxxxxxxxx	xxxxxxxxxxxx	xxxxxxxxxxxx	xxxxxxxxxxxx
Interlocal Payment - Borough of Ringwood:							
Contracted Services - Snow	42-290-2	37,500.00	36,603.00		36,603.00	36,602.00	1.00
Interlocal Agreement Animal Control Officer:							
Salaries and Wages	42-101-1	121,500.00	104,100.00		104,100.00	104,100.00	
Other Expenses	42-101-2	50,000.00	55,900.00		55,900.00	52,744.83	3,155.17
Pequannock Township - Health Services	42-330-2	94,456.00	92,593.00		92,593.00	92,593.00	
Leonia School District - Construction Services			6,593.00		6,593.00		6,593.00
Township of Livingston - Construction Services			1,970.00		1,970.00	1,970.00	
911 Dispatching Services - Pompton Lakes	42-250-2	25,970.00	25,460.00		25,460.00	25,460.00	
West Milford - Registrar	42-270-2		18,995.00		18,995.00	18,418.07	576.93
Borough of Butler - Construction	42-274-1	95,000.00	93,472.00		93,472.00	93,472.00	
Borough of Kinnelon - Construction	42-195-1	205,000.00	203,124.00		203,124.00	203,124.00	
Borough of Kinnelon - Field Inspector		17,250.00	4,312.50		4,312.50		4,312.50
Borough of Mansfield - CFO Services		55,000.00	13,750.00		13,750.00	13,750.00	
Borough of Pompton Lakes - Street Sweeping	42-290-1	45,000.00	44,715.00		44,715.00	44,715.00	
Borough of Pompton Lakes - Vegetative Waste Service	42-305-1	25,000.00	24,761.00		24,761.00	24,761.00	
Borough of Riverdale - Street Sweeping		14,000.00	12,989.00		12,989.00	12,989.00	
Bloomington Board of Education		10,000.00	10,000.00		10,000.00	10,000.00	
RER Compost/Recycling		16,545.00	16,500.00		16,500.00	16,500.00	
Borough of Kinnelon - Clerk							
	xxxxxxxxxxxx	812,221.00	765,837.50		765,837.50	751,198.90	14,638.60

**CURRENT FUND - APPROPRIATIONS**

8. GENERAL APPROPRIATIONS	FCOA	Appropriated				Expended 2017	
		for 2018	for 2017	for 2017 By Emergency Appropriation	Total for 2017 As Modified By All Transfers	Paid or Charged	Reserved
<b>(A) Operations - Excluded from "CAPS" - (Cont.)</b>							
<b>Additional Appropriations Offset by Revenues (N.J.S. 40A:4-45.3h)</b>	XXXXXXXXXXXX	XXXXXXXXXXXX	XXXXXXXXXXXX	XXXXXXXXXXXX	XXXXXXXXXXXX	XXXXXXXXXXXX	XXXXXXXXXXXX
<b>Total Additional Appropriations Offset by Revenues (N.J.S. 40A:4-45.3h)</b>	XXXXXXXXXXXX						

**CURRENT FUND - APPROPRIATIONS**

8. GENERAL APPROPRIATIONS	FCOA	Appropriated				Expended 2017	
		for 2018	for 2017	for 2017 By Emergency Appropriation	Total for 2017 As Modified By All Transfers	Paid or Charged	Reserved
<b>(A) Operations - Excluded from "CAPS" - (Cont.)</b>							
<b>Public and Private Programs Offset by Revenues</b>	XXXXXXXXXX	XXXXXXXXXXXXXX	XXXXXXXXXXXXXX	XXXXXXXXXXXXXX	XXXXXXXXXXXXXX	XXXXXXXXXXXXXX	XXXXXXXXXXXXXX
Clean Communities Grant Program	41-770		14,659.98		14,659.98	14,659.98	
County of Passaic - Municipal Alliance:							
County Funds	41-703	16,792.00	16,792.00		16,792.00	16,792.00	
Matching Funds	41-704	4,198.00	4,198.00		4,198.00	4,198.00	
Drive Sober or Get Pulled Over			16,000.00		16,000.00	16,000.00	
Body Armor Grant			3,559.18		3,559.18	3,559.18	
Drunk Driving Enforcement Grant			3,154.10		3,154.10	3,154.10	
Recycling Tonnage Grant			14,020.23		14,020.23	14,020.23	
Click It or Ticket			5,500.00		5,500.00	5,500.00	
U Drive U Text U Pay			5,500.00		5,500.00	5,500.00	
AHS Stigma Free Grant			6,537.00		6,537.00	6,537.00	
Bulletproof Vest		1,693.31	2,732.40		2,732.40	2,732.40	

**CURRENT FUND - APPROPRIATIONS**

8. GENERAL APPROPRIATIONS  (A) Operations - Excluded from "CAPS" - (Cont.)	FCOA	Appropriated				Expended 2017	
		for 2018	for 2017	for 2017 By Emergency Appropriation	Total for 2017 As Modified By All Transfers	Paid or Charged	Reserved
Public and Private Programs Offset by Revenues (continued)	xxxxxxxxxxx	xxxxxxxxxxxxxx	xxxxxxxxxxxxxx	xxxxxxxxxxxxxx	xxxxxxxxxxxxxx	xxxxxxxxxxxxxx	xxxxxxxxxxxxxx
<b>Total Public and Private Programs Offset by Revenues</b>	xxxxxxxxxxx	22,683.31	92,652.89		92,652.89	92,652.89	
<b>Total Operations - Excluded from "CAPS"</b>	60023-00	1,262,404.31	1,281,990.39		1,281,990.39	1,226,709.37	55,281.02
<b>Detail:</b>							
<b>Salaries &amp; Wages</b>	60023-11	121,500.00	104,100.00		104,100.00	104,100.00	
<b>Other Expenses</b>	60023-99	1,140,904.31	1,177,890.39		1,177,890.39	1,122,609.37	55,281.02

**CURRENT FUND - APPROPRIATIONS**

8. GENERAL APPROPRIATIONS  (C) Capital Improvements - Excluded from "CAPS"	FCOA	Appropriated				Expended 2017	
		for 2018	for 2017	for 2017 By Emergency Appropriation	Total for 2017 As Modified By All Transfers	Paid or Charged	Reserved
Capital Improvement Fund	44-801	70,000.00	70,000.00	xxxxxxxxxxxxxxxx	70,000.00	70,000.00	
Public Safety Vehicle			44,450.00		44,450.00	43,179.06	1,270.94



**CURRENT FUND - APPROPRIATIONS**

8. GENERAL APPROPRIATIONS  (C) Capital Improvements - Excluded from "CAPS"	FCOA	Appropriated				Expended 2017	
		for 2018	for 2017	for 2017 By Emergency Appropriation	Total for 2017 As Modified By All Transfers	Paid or Charged	Reserved
<b>Public and Private Programs Offset by Revenues:</b>	XXXXXXXXXXXX	XXXXXXXXXXXX	XXXXXXXXXXXX	XXXXXXXXXXXX	XXXXXXXXXXXX	XXXXXXXXXXXX	XXXXXXXXXXXX
New Jersey Transportation Trust Fund Authority Act	41-865						
<b>Total Capital Improvements Excluded from "CAPS"</b>	<b>60002-00</b>	<b>70,000.00</b>	<b>114,450.00</b>		<b>114,450.00</b>	<b>113,179.06</b>	<b>1,270.94</b>

**CURRENT FUND - APPROPRIATIONS**

8. GENERAL APPROPRIATIONS  (D) Municipal Debt Service - Excluded from "CAPS"	FCOA	Appropriated				Expended 2017	
		for 2018	for 2017	for 2017 By Emergency Appropriation	Total for 2017 As Modified By All Transfers	Paid or Charged	Reserved
Payment of Bond Principal	45-920	335,000.00	703,000.00		703,000.00	703,000.00	XXXXXXXXXXXXXXXX
Payment of Bond Anticipation Notes and Capital Notes	45-925	285,600.00	195,600.00		221,300.00	221,300.00	XXXXXXXXXXXXXXXX
Interest on Bonds	45-930	29,100.00	98,912.00		98,912.00	98,911.00	XXXXXXXXXXXXXXXX
Interest on Notes	45-935	75,200.00	68,999.00		46,299.00	46,173.22	XXXXXXXXXXXXXXXX
Green Trust Loan Program:	XXXXXXXXXXXX	XXXXXXXXXXXX	XXXXXXXXXXXX	XXXXXXXXXXXX	XXXXXXXXXXXX	XXXXXXXXXXXX	XXXXXXXXXXXXXXXX
Loan Repayments for Principal and Interest	45-940						XXXXXXXXXXXXXXXX
							XXXXXXXXXXXXXXXX
							XXXXXXXXXXXXXXXX
							XXXXXXXXXXXXXXXX
							XXXXXXXXXXXXXXXX
							XXXXXXXXXXXXXXXX
							XXXXXXXXXXXXXXXX
							XXXXXXXXXXXXXXXX
							XXXXXXXXXXXXXXXX
							XXXXXXXXXXXXXXXX
							XXXXXXXXXXXXXXXX
							XXXXXXXXXXXXXXXX
							XXXXXXXXXXXXXXXX
							XXXXXXXXXXXXXXXX
							XXXXXXXXXXXXXXXX
							XXXXXXXXXXXXXXXX
<b>Total Municipal Debt Service - Excluded from "CAPS"</b>	<b>60003-00</b>	<b>724,900.00</b>	<b>1,066,511.00</b>		<b>1,069,511.00</b>	<b>1,069,384.22</b>	XXXXXXXXXXXXXXXX

**CURRENT FUND - APPROPRIATIONS**

8. GENERAL APPROPRIATIONS (E) Deferred Charges - Municipal - Excluded from "CAPS"	FCOA	Appropriated				Expended 2017	
		for 2018	for 2017	for 2017 By Emergency Appropriation	Total for 2017 As Modified By All Transfers	Paid or Charged	Reserved
<b>(1) DEFERRED CHARGES:</b>	XXXXXXXXXXXX	XXXXXXXXXXXX	XXXXXXXXXXXX	XXXXXXXXXXXX	XXXXXXXXXXXX	XXXXXXXXXXXX	XXXXXXXXXXXX
Emergency Authorizations	46-870			XXXXXXXXXXXX			XXXXXXXXXXXX
Special Emergency Authorizations- 5 Years (N.J.S. 40A:4-55)	46-875			XXXXXXXXXXXX			XXXXXXXXXXXX
Special Emergency Authorizations - 3 Years (N.J.S. 40A:4-55.1 & 40A:4-55.13)	46-871			XXXXXXXXXXXX			XXXXXXXXXXXX
				XXXXXXXXXXXX			XXXXXXXXXXXX
				XXXXXXXXXXXX			XXXXXXXXXXXX
				XXXXXXXXXXXX			XXXXXXXXXXXX
				XXXXXXXXXXXX			XXXXXXXXXXXX
				XXXXXXXXXXXX			XXXXXXXXXXXX
				XXXXXXXXXXXX			XXXXXXXXXXXX
				XXXXXXXXXXXX			XXXXXXXXXXXX
				XXXXXXXXXXXX			XXXXXXXXXXXX
				XXXXXXXXXXXX			XXXXXXXXXXXX
<b>Total Deferred Charges - Municipal - Excluded from "CAPS"</b>	<b>60024-00</b>			XXXXXXXXXXXX			XXXXXXXXXXXX
<b>(F) Judgments (N.J.S.A. 40A:4-45.3cc)</b>	<b>37-480</b>						
<b>(N) Transferred to Board of Education for Use of Local Schools (N.J.S.A. 40:48-17.1 &amp; 17.3)</b>	<b>29-405</b>			XXXXXXXXXXXX			XXXXXXXXXXXX
				XXXXXXXXXXXX			XXXXXXXXXXXX
<b>(G) With Prior Consent of Local Finance Board: Cash Deficit of Preceding Year</b>	<b>46-885</b>			XXXXXXXXXXXX			XXXXXXXXXXXX
				XXXXXXXXXXXX			XXXXXXXXXXXX
<b>(H-2) Total General Appropriations for Municipal Purposes Excluded from "CAPS"</b>	<b>60025-00</b>	<b>2,057,304.31</b>	<b>2,462,951.39</b>		<b>2,465,951.39</b>	<b>2,409,272.65</b>	<b>56,551.96</b>

**CURRENT FUND - APPROPRIATIONS**

8. GENERAL APPROPRIATIONS	FCOA	Appropriated				Expended 2017	
		for 2018	for 2017	for 2017 By Emergency Appropriation	Total for 2017 As Modified By All Transfers	Paid or Charged	Reserved
<b>For Local District School Purposes - Excluded from "CAPS"</b>	XXXXXXXXXX	XXXXXXXXXX	XXXXXXXXXX	XXXXXXXXXX	XXXXXXXXXX	XXXXXXXXXX	XXXXXXXXXX
<b>(1) Type 1 District School Debt Service</b>	XXXXXXXXXX	XXXXXXXXXX	XXXXXXXXXX	XXXXXXXXXX	XXXXXXXXXX	XXXXXXXXXX	XXXXXXXXXX
Payment of Bond Principal	48-920						XXXXXXXXXX
Payment of Bond Anticipation Notes	48-925						XXXXXXXXXX
Interest on Bonds	48-930						XXXXXXXXXX
Interest on Notes	48-935						XXXXXXXXXX
							XXXXXXXXXX
<b>Total of Type 1 District School Debt Service - Excluded from "CAPS"</b>	60006-00						XXXXXXXXXX
<b>(J) Deferred Charges and Statutory Expenditures - Local School - Excluded from "CAPS"</b>	XXXXXXXXXX	XXXXXXXXXX	XXXXXXXXXX	XXXXXXXXXX	XXXXXXXXXX	XXXXXXXXXX	XXXXXXXXXX
Emergency Authorizations - Schools	29-406			XXXXXXXXXX			XXXXXXXXXX
Capital Project for Land, Building or Equipment N.J.S. 18A:22-20	29-407						XXXXXXXXXX
<b>Total of Deferred Charges and Statutory Expend- itures-Local School-Excluded from "CAPS"</b>	60007-00						XXXXXXXXXX
<b>(K) Total Municipal Appropriations for Local District School Purposes (Items (1) and (J))-Excluded from "CAPS"</b>	60008-00						XXXXXXXXXX
<b>(O) Total General Appropriations - Excluded from "CAPS"</b>	60010-00	2,057,304.31	2,462,951.39		2,465,951.39	2,409,272.65	56,551.96
<b>(L) Subtotal General Appropriations {Items (H-1) and (O)}</b>	30009-00	10,849,167.31	10,944,600.39		10,944,600.39	10,371,602.84	572,870.77
<b>(M) Reserve for Uncollected Taxes</b>	50-899	470,000.00	300,000.00	XXXXXXXXXX	300,000.00	300,000.00	XXXXXXXXXX
<b>9. Total General Appropriations</b>	30000-00	11,319,167.31	11,244,600.39		11,244,600.39	10,671,602.84	572,870.77

**CURRENT FUND - APPROPRIATIONS**

8. GENERAL APPROPRIATIONS  Summary of Appropriations	FCOA	Appropriated				Expended 2017	
		for 2018	for 2017	for 2017 By Emergency Appropriation	Total for 2017 As Modified By All Transfers	Paid or Charged	Reserved
(H-1) Total General Appropriations for Municipal Purposes within "CAPS"	30005-00	8,791,863.00	8,481,649.00		8,478,649.00	7,962,330.19	516,318.81
	xxxxxxxxxxxx						
(A) Operations - Excluded from "CAPS"	xxxxxxxxxxxx	xxxxxxxxxxxx	xxxxxxxxxxxx	xxxxxxxxxxxx	xxxxxxxxxxxx	xxxxxxxxxxxx	xxxxxxxxxxxx
Other Operations	xxxxxxxxxxxx	427,500.00	423,500.00		423,500.00	382,857.58	40,642.42
Uniform Construction Code	xxxxxxxxxxxx						
Interlocal Municipal Services Agreements	xxxxxxxxxxxx	812,221.00	765,837.50		765,837.50	751,198.90	14,638.60
Additional Appropriations Offset by Rev.	xxxxxxxxxxxx						
Public & Private Programs Offset by Rev.	xxxxxxxxxxxx	22,683.31	92,652.89		92,652.89	92,652.89	
Total Operations-Excluded from "CAPS"	60023-00	1,262,404.31	1,281,990.39		1,281,990.39	1,226,709.37	55,281.02
(C) Capital Improvements	60002-00	70,000.00	114,450.00		114,450.00	113,179.06	1,270.94
(D) Municipal Debt Service	60003-00	724,900.00	1,066,511.00		1,069,511.00	1,069,384.22	xxxxxxxxxxxx
(E) Deferred Charges - Excluded from "CAPS"	xxxxxxxxxxxx			xxxxxxxxxxxx			xxxxxxxxxxxx
(F) Judgments	37-480						
(G) Cash Deficits - With Prior Consent of LFB	46-885			xxxxxxxxxxxx			xxxxxxxxxxxx
(K) Local District School Purposes	60008-00						xxxxxxxxxxxx
(N) Transferred to Board of Education	29-405			xxxxxxxxxxxx			xxxxxxxxxxxx
(M) Reserve for Uncollected Taxes	50-899	470,000.00	300,000.00	xxxxxxxxxxxx	300,000.00	300,000.00	xxxxxxxxxxxx
Total General Appropriations	30000-00	11,319,167.31	11,244,600.39		11,244,600.39	10,671,602.84	572,870.77

**DEDICATED WATER UTILITY BUDGET**

10. DEDICATED REVENUES FROM WATER UTILITY	FCOA	Anticipated		Realized in Cash in 2017
		2018	2017	
Operating Surplus Anticipated	08-501			
Operating Surplus Anticipated with Prior Written Consent of Director of Local Government Services	08-502			
<b>Total Operating Surplus Anticipated</b>	<b>08-500</b>			
Rents	08-503			
Fire Hydrant Service	08-504			
Miscellaneous	08-505			
Special Items of General Revenue Anticipated with Prior Written Consent of Director of Local Government Services	XXXXXXXXXX	XXXXXXXXXX	XXXXXXXXXX	XXXXXXXXXX
Due from Water Capital				
Deficit (General Budget)	08-549			
<b>Total Water Utility Revenues</b>	<b>91107-00</b>			

\*Note: Use pages 31, 32 and 33  
for Water Utility only.

All other Utilities use sheets 34,  
35 and 36.

DEDICATED WATER UTILITY BUDGET - (continued)

\*Note: Use Sheet 32 for Water Utility only.

11. APPROPRIATIONS FOR WATER UTILITY	FCOA	Appropriated				Expended 2017	
		for 2018	for 2017	for 2017 By Emergency Appropriation	Total for 2017 As Modified By All Transfers	Paid or Charged	Reserved
<b>Operating:</b>	XXXXXXXX	XXXXXXXXXXXX	XXXXXXXXXXXX	XXXXXXXXXXXX	XXXXXXXXXXXX	XXXXXXXXXXXX	XXXXXXXXXXXX
Salaries & Wages	55-501						
Other Expenses	55-502						
<b>Capital Improvements:</b>	XXXXXXXX	XXXXXXXXXXXX	XXXXXXXXXXXX	XXXXXXXXXXXX	XXXXXXXXXXXX	XXXXXXXXXXXX	XXXXXXXXXXXX
Down Payments on Improvements	55-510						
Capital Improvement Fund	55-511			XXXXXXXXXXXX			
Capital Outlay	55-512						
<b>Debt Service:</b>	XXXXXXXX	XXXXXXXXXXXX	XXXXXXXXXXXX	XXXXXXXXXXXX	XXXXXXXXXXXX	XXXXXXXXXXXX	XXXXXXXXXXXX
Payment of Bond Principal	55-520						XXXXXXXXXXXX
Payment of Bond Anticipation Notes and Capital Notes	55-521						XXXXXXXXXXXX
Interest on Bonds	55-522						XXXXXXXXXXXX
Interest on Notes	55-523						XXXXXXXXXXXX
							XXXXXXXXXXXX

**DEDICATED WATER UTILITY BUDGET - (continued)**

\*Note: Use Sheet 33 for Water Utility only.

11. APPROPRIATIONS FOR WATER UTILITY	FCOA	Appropriated				Expended 2017	
		for 2018	for 2017	for 2017 By Emergency Appropriation	Total for 2017 As Modified By All Transfers	Paid or Charged	Reserved
<b>Deferred Charges and Statutory Expenditures:</b>	XXXXXXXX	XXXXXXXXXXXX	XXXXXXXXXXXX	XXXXXXXXXXXX	XXXXXXXXXXXX	XXXXXXXXXXXX	XXXXXXXXXXXX
<b>DEFERRED CHARGES:</b>	XXXXXXXX	XXXXXXXXXXXX	XXXXXXXXXXXX	XXXXXXXXXXXX	XXXXXXXXXXXX	XXXXXXXXXXXX	XXXXXXXXXXXX
Emergency Authorizations	55-530			XXXXXXXXXXXX			XXXXXXXXXXXX
				XXXXXXXXXXXX			XXXXXXXXXXXX
				XXXXXXXXXXXX			XXXXXXXXXXXX
				XXXXXXXXXXXX			XXXXXXXXXXXX
				XXXXXXXXXXXX			XXXXXXXXXXXX
<b>STATUTORY EXPENDITURES:</b>	XXXXXXXX	XXXXXXXXXXXX	XXXXXXXXXXXX	XXXXXXXXXXXX	XXXXXXXXXXXX	XXXXXXXXXXXX	XXXXXXXXXXXX
Contribution to:							
Public Employees' Retirement System	55-540						
Social Security System (O.A.S.I.)	55-541						
Unemployment Compensation Insurance (N.J.S.A. 43:21-3 et. seq.)	55-542						
<b>Judgments</b>	55-531						
<b>Deficit in Operations in Prior Years</b>	55-532			XXXXXXXXXXXX			XXXXXXXXXXXX
<b>Surplus (General Budget)</b>	55-545			XXXXXXXXXXXX			XXXXXXXXXXXX
<b>Total Water Utility Appropriations</b>	92109-00						



**DEDICATED WATER/SEWER UTILITY BUDGET**

10. DEDICATED REVENUES FROM WATER/SEWER UTILITY	FCOA	Anticipated		Realized in Cash in 2017
		2018	2017	
Operating Surplus Anticipated	08-501	418,922.00	235,894.00	235,894.00
Operating Surplus Anticipated with Prior Written Consent of Director of Local Government Services	08-502			
<b>Total Operating Surplus Anticipated</b>	<b>08-500</b>	<b>418,922.00</b>	<b>235,894.00</b>	<b>235,894.00</b>
Rents	08-503	3,065,000.00	3,015,000.00	3,111,008.04
Miscellaneous	08-505	40,000.00	40,000.00	52,956.96
Connection Fees				
Water and Sewer Assessment Trust Fund Surplus				
<b>Special Items of General Revenue Anticipated with Prior Written Consent of Director of Local Government Services</b>	XXXXXXXXXX	XXXXXXXXXX	XXXXXXXXXX	XXXXXXXXXX
Deficit (General Budget)	08-549			
<b>Total Sewer Utility Revenues</b>	<b>91107-00</b>	<b>3,523,922.00</b>	<b>3,290,894.00</b>	<b>3,399,859.00</b>

Use a separate set of sheets for each separate Utility.

**DEDICATED WATER/SEWER UTILITY BUDGET - (continued)**

11. APPROPRIATIONS FOR WATER/SEWER UTILITY	FCOA	Appropriated				Expended 2017	
		for 2018	for 2017	for 2017 By Emergency Appropriation	Total for 2017 As Modified By All Transfers	Paid or Charged	Reserved
<b>Operating:</b>	XXXXXXXX	XXXXXXXXXXXX	XXXXXXXXXXXX	XXXXXXXXXXXX	XXXXXXXXXXXX	XXXXXXXXXXXX	XXXXXXXXXXXX
Salaries & Wages	55-501	471,300.00	437,500.00		437,500.00	371,868.75	65,631.25
Other Expenses	55-502	2,770,685.00	2,517,414.00		2,517,414.00	2,461,049.55	56,364.45
<b>Capital Improvements:</b>	XXXXXXXX	XXXXXXXXXXXX	XXXXXXXXXXXX	XXXXXXXXXXXX	XXXXXXXXXXXX	XXXXXXXXXXXX	XXXXXXXXXXXX
Down Payments on Improvements	55-510						
Capital Improvement Fund	55-511			XXXXXXXXXXXX			
Capital Outlay	55-512	50,000.00	50,000.00		50,000.00	44,564.19	5,435.81
<b>Debt Service:</b>	XXXXXXXX	XXXXXXXXXXXX	XXXXXXXXXXXX	XXXXXXXXXXXX	XXXXXXXXXXXX	XXXXXXXXXXXX	XXXXXXXXXXXX
Payment of Bond Principal	55-520	60,000.00	60,000.00		60,000.00	60,000.00	XXXXXXXXXXXX
Payment of Bond Anticipation Notes and Capital Notes	55-521	24,400.00	93,838.00		93,838.00	93,838.00	XXXXXXXXXXXX
Interest on Bonds	55-522	4,587.00	4,975.00		4,975.00	4,975.00	XXXXXXXXXXXX
Interest on Notes	55-523	50,285.00	41,521.00		41,521.00	32,500.03	XXXXXXXXXXXX
State Loan		15,665.00	15,646.00		15,646.00	15,646.00	XXXXXXXXXXXX

**DEDICATED WATER/SEWER UTILITY BUDGET - (continued)**

11. APPROPRIATIONS FOR WATER/SEWER UTILITY	FCOA	Appropriated				Expended 2017	
		for 2018	for 2017	for 2017 By Emergency Appropriation	Total for 2017 As Modified By All Transfers	Paid or Charged	Reserved
<b>Deferred Charges and Statutory Expenditures:</b>	XXXXXXXX	XXXXXXXXXXXX	XXXXXXXXXXXX	XXXXXXXXXXXX	XXXXXXXXXXXX	XXXXXXXXXXXX	XXXXXXXXXXXX
<b>DEFERRED CHARGES:</b>	XXXXXXXX	XXXXXXXXXXXX	XXXXXXXXXXXX	XXXXXXXXXXXX	XXXXXXXXXXXX	XXXXXXXXXXXX	XXXXXXXXXXXX
Emergency Authorizations	55-530			XXXXXXXXXXXX			XXXXXXXXXXXX
Deficit - Dedicated Utility Assessment Budget	55-531			XXXXXXXXXXXX			XXXXXXXXXXXX
Cancelled Assessments	55-535			XXXXXXXXXXXX			XXXXXXXXXXXX
				XXXXXXXXXXXX			XXXXXXXXXXXX
				XXXXXXXXXXXX			XXXXXXXXXXXX
<b>STATUTORY EXPENDITURES:</b>	XXXXXXXX	XXXXXXXXXXXX	XXXXXXXXXXXX	XXXXXXXXXXXX	XXXXXXXXXXXX	XXXXXXXXXXXX	XXXXXXXXXXXX
Contribution to:							
Public Employees' Retirement System	55-540	35,000.00	30,000.00		30,000.00	30,000.00	
Social Security System (O.A.S.I.)	55-541	42,000.00	40,000.00		40,000.00	35,603.90	4,396.10
Unemployment Compensation Insurance (N.J.S.A. 43:21-3 et. seq.)	55-542						
<b>Judgments</b>	55-531						
<b>Deficit in Operations in Prior Years</b>	55-532			XXXXXXXXXXXX			XXXXXXXXXXXX
<b>Surplus (General Budget)</b>	55-545			XXXXXXXXXXXX			XXXXXXXXXXXX
<b>Total Sewer Utility Appropriations</b>	92 09-00	3,523,922.00	3,290,894.00		3,290,894.00	3,150,045.42	131,827.61

**DEDICATED ASSESSMENT BUDGET**

14. DEDICATED REVENUES FROM	Anticipated		Realized in Cash in 2017
	2018	2017	
Assessment Cash	18,000.00	24,000.00	24,000.00
Deficit (General Budget)			
<b>Total Assessment Revenues</b>	<b>18,000.00</b>	<b>24,000.00</b>	<b>24,000.00</b>
15. APPROPRIATIONS FOR ASSESSMENT DEBT	Appropriated		Expended 2017 Paid or Charged
	2018	2017	
Payment of Bond Principal			
Payment of Bond Anticipation Notes	18,000.00	24,000.00	24,000.00
<b>Total Assessment Appropriations</b>	<b>18,000.00</b>	<b>24,000.00</b>	<b>24,000.00</b>

**DEDICATED WATER UTILITY ASSESSMENT BUDGET**

14. DEDICATED REVENUES FROM	Anticipated		Realized in Cash in 2017
	2018	2017	
Assessment Cash			
Deficit Water Utility Budget			
<b>Total Water Utility Assessment Revenues</b>			
15. APPROPRIATIONS FOR ASSESSMENT DEBT	Appropriated		Expended 2017 Paid or Charged
	2018	2017	
Payment of Bond Principal			
Payment of Bond Anticipation Notes			
<b>Total Water Utility Assessment Appropriations</b>			

**DEDICATED ASSESSMENT BUDGET WATER/SEWER UTILITY**

14. DEDICATED REVENUES FROM	Anticipated		Realized in Cash in 2017
	2018	2017	
Assessment Cash	-		
Deficit (Water/Sewer Operating Utility Budget)	-		
<b>Total Sewer Utility Assessment Revenues</b>	-		
15. APPROPRIATIONS FOR ASSESSMENT DEBT	Appropriated		Expended 2017 Paid or Charged
	2018	2017	
Payment of Bond Principal	-		
Payment of Bond Anticipation Notes			
<b>Total Sewer Utility Assessment Appropriations</b>	-		

Dedication by Rider - (N.J.S. 40A:4-39) "The dedicated revenues anticipated during the year 2018 from Animal Control, State or Federal Aid for Maintenance of Libraries, Bequest, Escheat; Construction Code Fees Due Hackensack Meadowlands Development Commission; Outside Employment of Off-Duty Municipal Police Officers; Unemployment Compensation Insurance; Reimbursement of Sale of Gasoline to State Automobiles; State Training Fees - Uniform Construction Code Act; Older Americans Acts - Program Contributions; Municipal Alliance on Alcoholism and Drug Abuse - Program Income; Board of Recreation Commissioners; Recycling Fees; Annual Pride Day; Beautification Committee; Uniform Fire Safety Act - Penalty Monies; Municipal Public Defender Law; Recreation and Open Space Establishment Trust Fund; Parking Offenses Adjudication Act; Donations for Purchase of Defibrillators; Accumulated Absences; Snow Removal; Senior Citizen Activities Donations; Developer's Escrow Fund; 75th Anniversary Celebration Donations, 100th Anniversary Celebration

are hereby anticipated as revenue and are hereby appropriated for the purposes to which said revenue is dedicated by statute or other legal requirement."

(Insert additional, appropriate titles in space above when applicable, if resolution for rider has been approved by the Director.)

**APPENDIX TO BUDGET STATEMENT**

**CURRENT FUND BALANCE SHEET - DECEMBER 31, 2017**

<b>ASSETS</b>		
Cash and Investments	1110100	2,677,323.62
Due from State of N.J. (C. 20, P.L. 1961)	1111000	1,589.57
Federal and State Grants Receivable	1110200	38,278.95
Receivables with Offsetting Reserves:	XXXXXXX	XXXXXXXXXX
Taxes Receivable	1110300	349,265.26
Tax Title Liens Receivable	1110400	43,689.65
Property Acquired by Tax Title Lien Liquidation	1110500	2,236,900.00
Other Receivables	1110600	64,922.65
Deferred Charges Required to be in 2018 Budget	1110700	
Deferred Charges Required to be in Budgets Subsequent to 2018	1110800	
<b>Total Assets</b>	<b>1110900</b>	<b>5,411,969.70</b>

**LIABILITIES, RESERVES AND SURPLUS**

*Cash Liabilities	2110100	2,167,493.73
Reserves for Receivables	2110200	2,694,777.56
Surplus	2110300	549,698.41
<b>Total Liabilities, Reserves and Surplus</b>		<b>5,411,969.70</b>

School Tax Levy Unpaid	2220100	
Less: School Tax Deferred	2220200	
*Balance Included in Above "Cash Liabilities"	2220300	

**COMPARATIVE STATEMENT OF CURRENT FUND OPERATIONS AND CHANGE IN CURRENT SURPLUS**

		YEAR 2017	YEAR 2016
Surplus Balance, January 1st	2310100	591,907.11	548,125.24
<b>CURRENT REVENUE ON A CASH BASIS:</b>			
Current Taxes			
*(Percentage collected: 2016 _____ %, 2016 99.04%)	2310200	30,456,580.59	30,230,419.24
Delinquent Taxes	2310300	240,837.41	203,456.91
Other Revenues and Additions to Income	2310400	3,188,539.95	2,785,267.96
<b>Total Funds</b>	<b>2310500</b>	<b>34,477,865.06</b>	<b>33,767,269.35</b>
<b>EXPENDITURES AND TAX REQUIREMENTS:</b>			
Municipal Appropriations	2310600	10,944,473.61	10,599,057.11
School Taxes (Including Local and Regional)	2310700	16,490,074.00	16,303,212.00
County Taxes (Including Added Tax Amounts)	2310800	6,229,318.11	6,045,759.22
Special District Taxes	2310900		
Other Expenditures and Deductions from Income	2311000	264,300.93	227,333.91
<b>Total Expenditures and Tax Requirements</b>	<b>2311100</b>	<b>33,928,166.65</b>	<b>33,175,362.24</b>
Less: Expenditures to be Raised by Future Taxes	2311200		
<b>Total Adjusted Expenditures and Tax Requirements</b>	<b>2311300</b>	<b>33,928,166.65</b>	<b>33,175,362.24</b>
Surplus Balance - December 31st	2311400	549,698.41	591,907.11

\*Nearest even percentage may be used.

**Proposed Use of Current Fund Surplus in Budget**

Surplus Balance December 31, 2017	2311500	549,698.41
Current Surplus Anticipated in 2018 Budget	2311600	525,000.00
Surplus Balance Remaining	2311700	24,698.41

(Important: This appendix must be included in advertisement of budget.)

CAPITAL BUDGET AND CAPITAL IMPROVEMENT PROGRAM

This section is included with the Annual Budget pursuant to N.J.A.C. 5:30-4. It does not in itself confer any authorization to raise or expend funds. Rather it is a document used as part of the local unit's planning and management program. Specific authorization to expend funds for purposes described in this section must be granted elsewhere, by a separate bond ordinance, by inclusion of a line item in the Capital Improvement Section of this budget, by an ordinance taking the money from the Capital Improvement Fund, or other lawful means.

CAPITAL BUDGET

- A plan for all capital expenditures for the current fiscal year.  
If no Capital Budget is included, check the reason why:

Total Capital expenditures this year do not exceed \$25,000, including appropriations for Capital Improvement Fund, Capital Line Items and Down Payments on Improvements.

No bond ordinances are planned this year.

CAPITAL IMPROVEMENT PROGRAM

- A multi-year list of planned capital projects, including the current year.  
Check appropriate box for number of years covered, including current year:

3 years. (Population under 10,000)

6 years. (Over 10,000 and all county governments)

1 year. (Exceeding minimum time period)

Check if municipality is under 10,000, has not expended more than \$25,000 annually for capital purposes in immediately previous three years, and is not adopting CIP.

**NARRATIVE FOR CAPITAL IMPROVEMENT PROGRAM**

The Capital Improvement Program for the Borough of Bloomingdale is presented herein.

Several projects are planned for the Year 2018. Should additional projects be contemplated, the Capital Budget can and will be revised accordingly.

**The Mayor and Council  
Borough of Bloomingdale**



CAPITAL BUDGET (Current Year Action)  
2018

Local Unit Borough of Bloomingdale

1 PROJECT TITLE	2 PROJECT NUMBER	3 ESTIMATED TOTAL COST	4 AMOUNTS RESERVED IN PRIOR YEARS	PLANNED FUNDING SOURCES FOR CURRENT YEAR - 2018					6 TO BE FUNDED IN FUTURE YEARS
				5a 2018 BUDGET APPROPRIATIONS	5b CAPITAL IMPROVEMENT FUND	5c CAPITAL SURPLUS	5d GRANTS IN AID AND OTHER FUNDS	5e DEBT AUTHORIZED	
General Capital									
Various Road Paving	1	430,000			21,500		30,000	378,500	
Sidewalks	2	69,000			3,450			65,550	
Tablets	3	8,000			400			7,600	
Monument	4	15,000			750			14,250	
Red Twig Special Assessment	5	500,000			11,250		275,000	213,750	
Delazier Basketball Court	6	160,000			8,000		100,000	52,000	
Fire Department Equipment	7	110,000			5,500			104,500	
Municipal Building Renovations	8	9,300			465			8,835	
Garbage Truck	9	300,000			15,000			285,000	
DPW Vehicle Equipment	10	44,895			2,245			42,650	
Municipal Building Generator	11	40,000			2,000			38,000	
DPW Infrastructure	12	23,000			1,150			21,850	
Bogue Pond Renovations	13	8,400			420			7,980	
TOTALS - ALL PROJECTS		1,717,595			72,130		405,000	1,240,465	

CAPITAL BUDGET (Current Year Action) (Continued)  
2018

Local Unit Borough of Bloomingdale

1 PROJECT TITLE	2 PROJECT NUMBER	3 ESTIMATED TOTAL COST	4 AMOUNTS RESERVED IN PRIOR YEARS	PLANNED FUNDING SOURCES FOR CURRENT YEAR -					6 TO BE FUNDED IN FUTURE YEARS
				5a BUDGET APPROPRIATIONS	5b CAPITAL IMPROVEMENT FUND	5c CAPITAL SURPLUS	5d GRANTS IN AID AND OTHER FUNDS	5e DEBT AUTHORIZED	
<u>Water Capital</u>									
Red Twig Special Assessment	1	300,000						300,000	
New Meters	2	120,000						120,000	
Bucket for Backhoe	3	7,000						7,000	
Dump Trailer	4	8,545						8,545	
		435,545							
<b>TOTALS - ALL PROJECTS</b>		<b>871,090</b>				<b>72,130</b>		<b>405,000</b>	<b>1,240,465</b>

ONE YEAR CAPITAL PROGRAM - 2018  
ANTICIPATED PROJECT SCHEDULE AND FUNDING REQUIREMENTS

Local Unit Borough of Bloomingdale

1 PROJECT TITLE	2 PROJECT NUMBER	3 ESTIMATED TOTAL COST	4 ESTIMATED COMPLETION TIME	FUNDING AMOUNTS PER BUDGET YEAR					
				5a 2018	5b 2019	5c 2020	5d 2021	5e 2022	5f 2023
General Capital									
Various Road Paving	1	430,000		430,000					
Sidewalks	2	69,000		69,000					
Tablets	3	8,000		8,000					
Monument	4	15,000		15,000					
Red Twig Special Assessment	5	500,000		500,000					
Delazier Basketball Court	6	160,000		160,000					
Fire Department Equipment	7	110,000		110,000					
Municipal Building Renovations	8	9,300		9,300					
Garbage Truck	9	300,000		300,000					
DPW Vehicle Equipment	10	44,895		44,895					
Municipal Building Generator	11	40,000		40,000					
DPW Infrastructure	12	23,000		23,000					
Bogue Pond Renovations	13	8,400		8,400					
SUB-TOTALS		1,717,595		1,717,595					

ONE YEAR CAPITAL PROGRAM - 2018  
 ANTICIPATED PROJECT SCHEDULE AND FUNDING REQUIREMENTS  
 (Continued)

Local Unit Borough of Bloomingdale

1 PROJECT TITLE	2 PROJECT NUMBER	3 ESTIMATED TOTAL COST	4 ESTIMATED COMPLETION TIME	FUNDING AMOUNTS PER BUDGET YEAR					
				5a 2018	5b 2019	5c 2020	5d 2021	5e 2022	5f 2023
Water Capital									
Red Twig Special Assessment	1	300,000							
New Meters	2	120,000							
Bucket for Backhoe	3	7,000							
Dump Trailer	4	8,545							
		435,545							
<b>TOTALS - ALL PROJECTS</b>		<b>2,153,140</b>		<b>1,717,595</b>					

ONE YEAR CAPITAL PROGRAM - 2018  
SUMMARY OF ANTICIPATED FUNDING SOURCES AND AMOUNTS  
2018

Local Unit Borough of Bloomingdale

1 PROJECT TITLE	2 ESTIMATED TOTAL COST	BUDGET APPROPRIATIONS		4 CAPITAL IMPROVE- MENT FUND	5 CAPITAL SURPLUS	6 GRANTS-IN- AID AND OTHER FUND	BONDS AND NOTES			
		3a CURRENT YEAR 2018	3b FUTURE YEARS				7a GENERAL	7b SELF- LIQUIDATING	7c ASSESSMENT	7d SCHOOL
<u>General Capital</u>										
Various Road Paving	430,000			21,500		30,000	378,500			
Sidewalks	69,000			3,450			65,550			
Tablets	8,000			400			7,600			
Monument	15,000			750			14,250			
Red Twig Special Assessment	500,000			11,250		275,000	213,750			
Delazier Basketball Court	160,000			8,000		100,000	52,000			
Fire Department Equipment	110,000			5,500			104,500			
Municipal Building Renovations	9,300			465			8,835			
Garbage Truck	300,000			15,000			285,000			
DPW Vehicle Equipment	44,895			2,245			42,650			
Municipal Building Generator	40,000			2,000			38,000			
DPW Infrastructure	23,000			1,150			21,850			
Bogue Pond Renovations	8,400			420			7,980			
<b>SUB-TOTALS</b>	<b>1,717,595</b>			<b>72,130</b>		<b>405,000</b>	<b>1,240,465</b>			

ONE YEAR CAPITAL PROGRAM - 2018  
 SUMMARY OF ANTICIPATED FUNDING SOURCES AND AMOUNTS (Continued)  
 2018

Local Unit Borough of Bloomingdale

1 PROJECT TITLE	2 ESTIMATED TOTAL COST	BUDGET APPROPRIATIONS		4 CAPITAL IMPROVE- MENT FUND	5 CAPITAL SURPLUS	6 GRANTS-IN- AID AND OTHER FUND	BONDS AND NOTES			
		3a CURRENT YEAR 2018	3b FUTURE YEARS				7a GENERAL	7b SELF- LIQUIDATING	7c ASSESSMENT	7d SCHOOL
<u>Water Capital</u>										
Red Twig Special Assessment	300,000							300,000		
New Meters	120,000							120,000		
Bucket for Backhoe	7,000							7,000		
Dump Trailer	8,545							8,545		
	435,545							435,545		
<b>TOTALS - ALL PROJECTS</b>	<b>2,153,140</b>			<b>72,130</b>		<b>405,000</b>	<b>1,240,465</b>	<b>435,545</b>		

**SECTION 2 - UPON ADOPTION FOR YEAR 2018**  
**(Only to be Included in the Budget as Finally Adopted)**

Be it resolved by the Borough of Bloomingdale , County of Passaic Governing Body of the Passaic that the budget hereinbefore set forth is hereby adopted and shall constitute an appropriation for the purposes stated in the sums therein set forth as appropriations, and authorization of the amount of:

- (a) \$ 7,721,725.00 (Item 2 below) for municipal purposes; and
- (b) \$ \_\_\_\_\_ (Item 3 below) for school purposes in Type I School Districts only (N.J.S. 18A:9-2) to be raised by taxation; and
- (c) \$ \_\_\_\_\_ (Item 4 below) to be added to the certificate of amount to be raised by taxation for local school purposes in Type II School Districts only (N.J.S. 18A:9-3) and certification to the County Board of Taxation of the following summary of general revenues and appropriations.
- (d) \$ 183,000.00 Sheet 43) Open Space, Recreation, Farmland and Historic Preservation Trust Fund Levy.
- (e) \$ 283,145.00 (Item 5 below) Minimum Library Tax.

RECORDED VOTE (Insert last name)	Ayes	Nays	Abstained	Absent
	DELLARIPA HUDSON SONDERMEYER YAZDI COSTA D'AMATO			

**SUMMARY OF REVENUES**

**1. GENERAL REVENUES**

Surplus Anticipated	08-100	\$ 525,000.00
Miscellaneous Revenues Anticipated	40004-10	\$ 2,659,297.31
Receipts from Delinquent Taxes	15-499	\$ 130,000.00
<b>2. AMOUNT TO BE RAISED BY TAXATION FOR MUNICIPAL PURPOSES (Item 6(a), Sheet 11)</b>	<b>07-190</b>	<b>\$ 7,721,725.00</b>
<b>3. AMOUNT TO BE RAISED BY TAXATION FOR SCHOOLS IN TYPE 1 SCHOOL DISTRICTS ONLY:</b>		
Item 6, Sheet 42	07-195	\$
Item 6(b), Sheet 11 (N.J.S. 40A:4-14)	07-191	\$
<b>Total Amount to be Raised by Taxation for Schools in Type 1 School Districts Only</b>		
<b>4. TO BE ADDED TO THE CERTIFICATE FOR AMOUNT TO BE RAISED BY TAXATION FOR SCHOOLS IN TYPE II SCHOOL DISTRICTS ONLY:</b>		
Item 6(b), Sheet 11 (N.J.S. 40A:4-14)	07-191	\$
<b>5. AMOUNT TO BE RAISED BY TAXATION MINIMUM LIBRARY LEVY</b>	<b>07-192</b>	<b>\$ 283,145.00</b>
<b>Total Revenues</b>	<b>40000-00</b>	<b>\$ 11,319,167.31</b>

**SUMMARY OF APPROPRIATIONS**

<b>5. GENERAL APPROPRIATIONS:</b>	XXXXXXXXXX	XXXXXXXXXXXXXXXXXXXX
<b>Within "CAPS"</b>	XXXXXXXXXX	XXXXXXXXXXXXXXXXXXXX
(a&b) Operations Including Contingent	30001-00	\$ 7,567,279.00
(e) Deferred Charges and Statutory Expenditures - Municipal	30004-00	\$ 1,224,584.00
(g) Cash Deficit	46-885	\$
<b>Excluded from "CAPS"</b>	XXXXXXXXXX	XXXXXXXXXXXXXXXXXXXX
(a) Operations - Total Operations Excluded from "CAPS"	60023-00	\$ 1,262,404.31
(c) Capital Improvements	60002-00	\$ 70,000.00
(d) Municipal Debt Service	60003-00	\$ 724,900.00
(e) Deferred Charges - Municipal	60024-00	\$
(f) Judgments	37-480	\$
(n) Transferred to Board of Education for Use of Local Schools (N.J.S. 40:48-17.1 & 17.3)	29-405	\$
(g) Cash Deficit	46-885	\$
(k) For Local District School Purposes	60008-00	\$
(m) Reserve for Uncollected Taxes	50-899	\$ 470,000.00
<b>6. SCHOOL APPROPRIATIONS - TYPE I SCHOOL DISTRICTS ONLY (N.J.S. 40A:4-13)</b>	60010-00	\$
<b>Total Appropriations</b>	30000-00	\$ 11,319,167.31

It is hereby certified that the within budget is a true copy of the budget finally adopted by resolution of the Governing Body on the 1st day of May, 2018.  
 It is further certified that each item of revenue and appropriation is set forth in the same amount and by the same title as appeared in the 2018 approved budget and all amendments thereto, if any, which have been previously approved by the Director of Local Government Services.

Certified by me this 1st day of May, 2018

  
 Breeanna Calabro, Clerk



**COUNTY/MUNICIPAL OPEN SPACE, RECREATION, FARMLAND AND HISTORIC PRESERVATION TRUST FUND**

DEDICATED REVENUES FROM TRUST FUND	Anticipated		Realized in Cash in 2017
	2018	2017	
Amount to be Raised by Taxation	183,000.00	182,973.00	182,973.00
Interest Income			
Reserve Funds:			
<b>Total Trust Fund Revenues</b>	<b>183,000.00</b>	<b>182,973.00</b>	<b>182,973.00</b>

APPROPRIATIONS	Appropriated		Expended 2017	
	for 2018	for 2017	Paid or Charged	Reserved
Development of Lands for Recreation and Conservation:	xxxxxxxxxxxx	xxxxxxxxxxxx	xxxxxxxxxxxx	xxxxxxxxxxxx
Salaries & Wages				
Other Expenses				
Maintenance of Lands for Recreation and Conservation:	xxxxxxxxxxxx	xxxxxxxxxxxx	xxxxxxxxxxxx	xxxxxxxxxxxx
Salaries & Wages				
Other Expenses				
Historic Preservation:	xxxxxxxxxxxx	xxxxxxxxxxxx	xxxxxxxxxxxx	xxxxxxxxxxxx
Salaries & Wages				
Other Expenses				
Recreation and Conservation				
Acquisition of Farmland				
Down Payments on Improvements				
Debt Service:	xxxxxxxxxxxx	xxxxxxxxxxxx	xxxxxxxxxxxx	xxxxxxxxxxxx
Payment of Bond Principal				xxxxxxxxxxxx
Payment of Bond Anticipation Notes and Capital Notes				xxxxxxxxxxxx
Interest on Bonds				xxxxxxxxxxxx
Interest on Notes				xxxxxxxxxxxx
Reserve for Future Use	183,000.00	182,973.00		182,973.00
<b>Total Trust Fund Appropriations</b>	<b>183,000.00</b>	<b>182,973.00</b>		<b>182,973.00</b>

SUMMARY OF PROGRAM	
Year Referendum Passed/Implemented:	2000 Passed 2001 Implemented (Date)
Rate Assessed:	\$ 0.025 per \$100
Total Tax Collected to Date:	\$ 2,226,488.05
Total Expended to Date:	\$ 2,308,627.95
Total Acreage Preserved to Date:	None (Acres)
Recreation Land Preserved in 2017:	None (Acres)
Farmland Preserved in 2017:	None (Acres)

Annual List of Change Orders Approved  
Pursuant to N.J.A.C. 5:30-11

Contracting Unit: Borough of Bloomingdale

Year Ending: December 31, 2017

The following is a complete list of all change orders which caused the originally awarded contract price to be exceeded by more than 20 percent. For regulatory details please consult N.J.A.C. 5:30-11.1 et. seq. Please identify each change order by name of the project.

1.

2.

3.

4.

For each change order listed above, submit with introduced budget a copy of the governing body resolution authorizing the change order and an Affidavit of Publication for the newspaper notice required by N.J.A.C. 5:30-11.9(d). (Affidavit must include a copy of the newspaper notice.)

If you have not had a change order exceeding the 20 percent threshold for the year indicated above, please check here  and certify below.

March 20, 2018

Date



Clerk of the Governing Body